



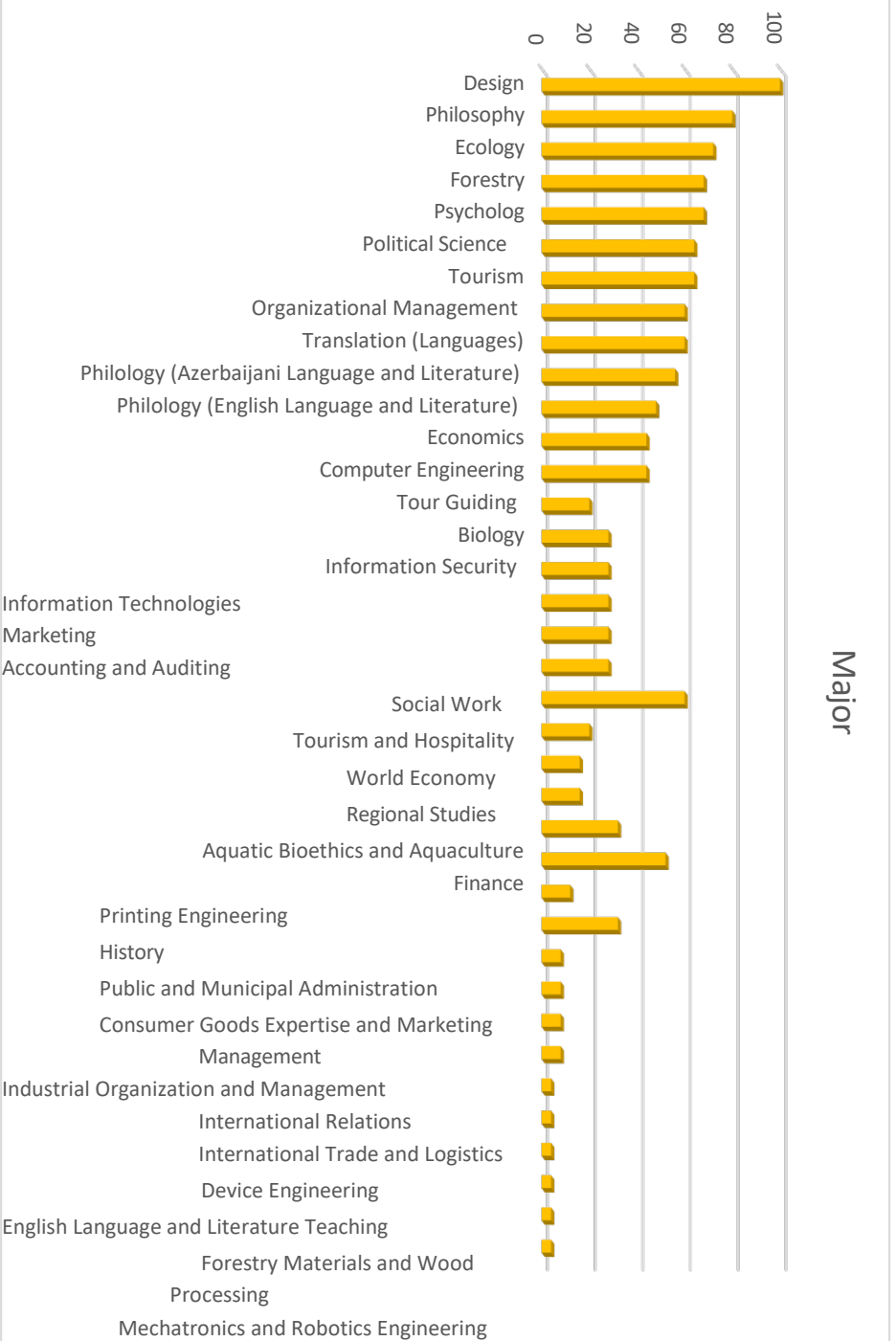
Analysis Results of the Student Survey at Western Caspian

1. **Survey Location:** Western Caspian University.
2. **Maximum Number of Students Eligible to Participate in the Survey:** 2482
3. **Number of Students Participated and Percentage of Total Students:** 1285 (51%)
4. **Programs Used for Data Analysis and Visualization:** SPSS, Power BI, Excel

5. **Overall Student Satisfaction Score:** 73.14

1. Analysis Results - Data Source

Distribution of Survey Participants by Major:



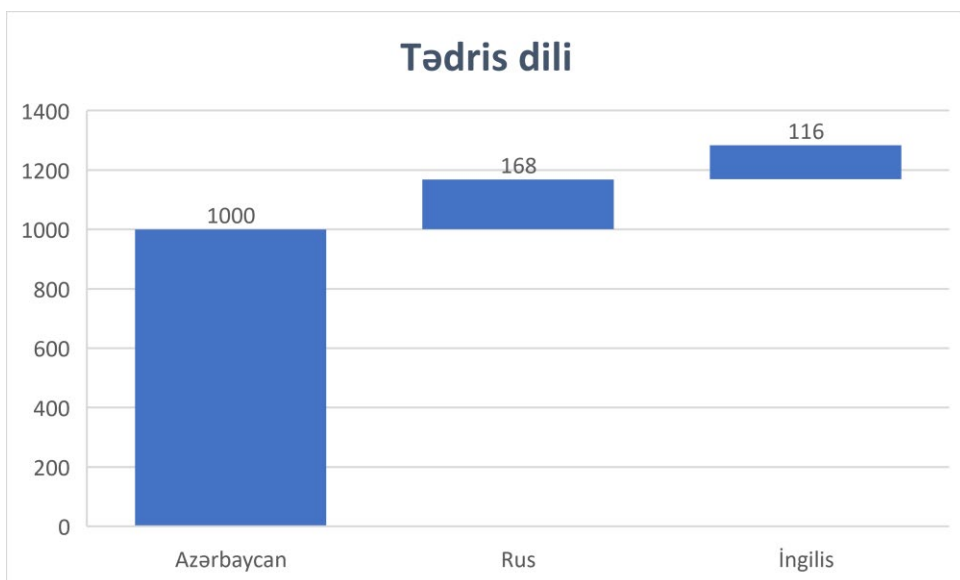


Analysis Results of the Student Survey at Western Caspian

İxtisasınız	Count of Table
Design	100
Philosophy	80
Ecology	72
Forestry	68
Psychology	68
Political Science	64
Toursim	64
Organizational Management	60
Translation (Languages)	60
Philology (Azerbaijani Language and Literature)	56
Philology (English Language and Literature)	48
Economics	44
Computer Engineering	44
Tour Guiding	20
Biology	28
Information Security	28

Marketing	28
Accounting and Auditing	28
Social Work	60
Tourism and Hospitality	20
World Economy	16
Regional Studies	16
Aquatic Bioethics and Aquaculture	32
Finance	52
Printing Engineering	12
History	32
Public and Municipal Administration	8
Consumer Goods Expertise and Marketing Management	8
Industrial Organization and Management	8
International Relations	4
International Trade and Logistics	4
Device Engineering	4
English Language and Literature Teaching	4
Forestry Materials and Wood	4
Mechatronics and Robotics Engineering	4

Language of instruction:

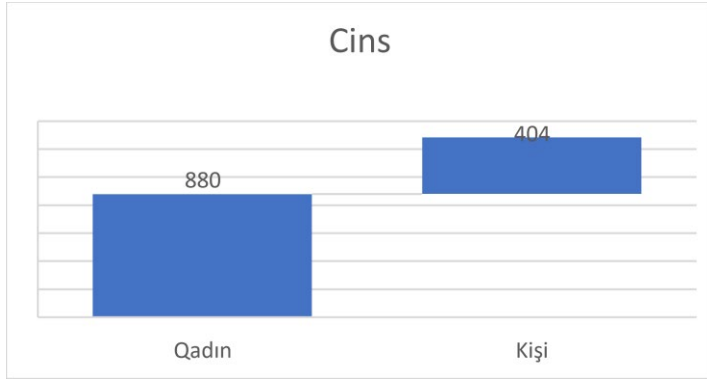


Tədris dili	Count of Table
Azerbaijani	1000
Russian	168



Analysis Results of the Student Survey at Western Caspian

Gender distribution:



Gender	Count of Table
Female	880
Male	404

Course:

Say

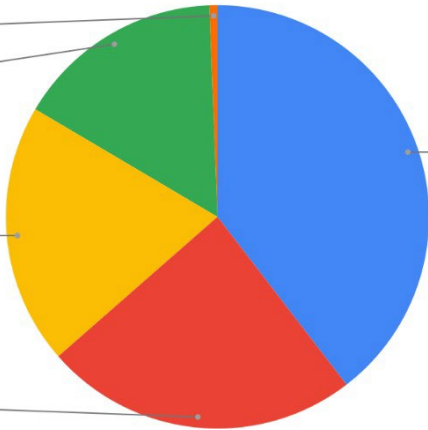
5-ci kurs
0,6%

4-cü kurs
15,9%

2-ci kurs
19,9%

3-cü kurs
24,0%

1-ci kurs
39,6%



Course	Count of Table
1st Course	508
2nd Course	308
3rd Course	256
4th Course	204

Including:

1st-year students: 336 females, 172 males

2nd-year students: 168 females, 88 males

3rd-year students: 216 females, 92 males

4th-year students: 152 females, 522 males

5th-year students: 8 females



Analysis Results of the Student Survey at Western Caspian

Question 1: How did you get admitted to your chosen major?



How did you get admitted to your chosen major?	Count of Table
By my own choice	908
To avoid being left without a place (to avoid failing to get admitted)	272
By my parents' wish	104

It should be noted that students who chose their major to avoid being left without a placement belong to the following fields:

Number of students who chose their major to avoid being left without placement	Count of Table
Forestry	48
Philosophy	44
Ecology	32
Philology (English Language and Literature)	28
Design	12
Philology (Azerbaijani Language and Literature)	12
Aquatic Bioethics and Aquaculture	12
Printing Engineering	8
Political Sciences	8
Regional Studies	8
Tour Guiding	8
Tourism	8
Biology	4
Organizational Management	4
Device Engineering	4
World Economy	4
Information Security	4
Information Technologies	4
Economy	4
Computer Engineering	4
Forestry Materials and Wood	4
Accounting and Auditing	4



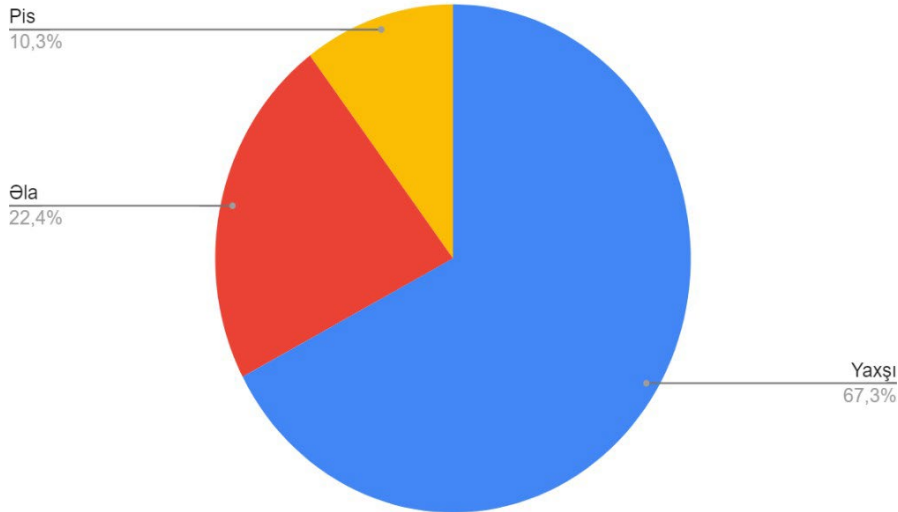
Analysis Results of the Student Survey at Western Caspian



Analysis Results of the Student Survey at Western Caspian

Question 2: What is the quality of education at the university?

Say



Question 2: What is
the quality of
education at the
university?

Count of
Table

Good	864
Perfect	288
Bad	132

Majors of students who say the quality of education is bad:

Major	Count of Table
Psychology	20
Design	16
Organizational Management	12
Forestry	12
World Economy	8
Philosophy	8
Filologiya (İngilis dili və ədəbiyyatı)	8
Economy	8
Biology	4
Ecology	4
Filologiya (Azərbaycan dili və ədəbiyyatı)	4
Information Security	4
Computer Engineering	4
Forestry Materials and Wood	4
Accounting and Auditing	4
Regional Studies	4
Translation (Languages)	4
Tourism and Hospitality	4



Analysis Results of the Student Survey at Western Caspian

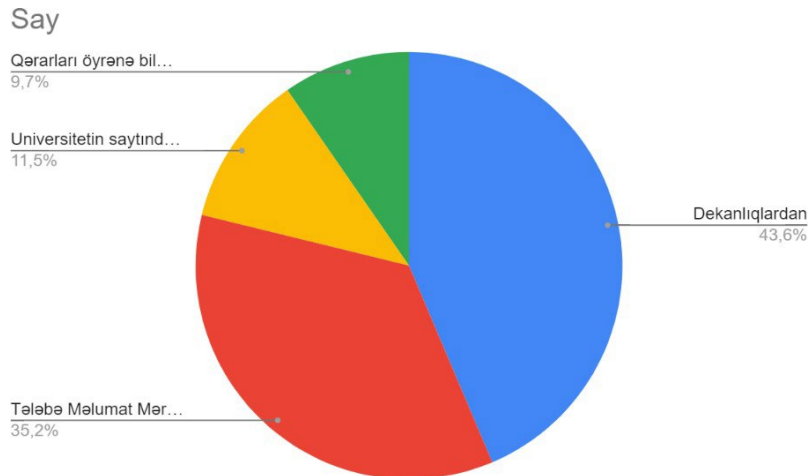
The main complaints of students who say the quality of education is poor:

1. I think the reason for this is not only our University but also our education system: The topics of the lessons are either very old (not relevant to the modern era) or a collection of unnecessary information (Psychology major students)
2. Teachers explain the lesson with Pinterest pictures (Design major)
3. Practical lessons are not given (Psychology major students)
4. The teacher named Mehri Zahidova almost never teaches. The teacher named Cihangirli Tabarruk always talks about the university she studied at. Even if she doesn't talk, I don't understand anything from her explanation. When I ask the teacher named Gunay Velibeyli something, she shouts at us. Because of all this, education is lacking. (Philology English Language and Literature major)
5. 2 subject teachers from the 1st semester subjects came and left in December and started teaching us. We still don't have exam questions or free work topics (Psychology students)



Analysis Results of the Student Survey at Western Caspian

Question 3: Where do you learn the rules governing university life?



Question 3: Where do you learn the rules governing university life?	Count of Table
From the Dean's Office	560
From the Student Information Center	452
From the University's website and social media	148
I can't find out the decisions	124

Major distribution of students who cannot learn decisions

Major	Count of Table
Forestry	16
Psychology	16
Political Science	12
Design	8

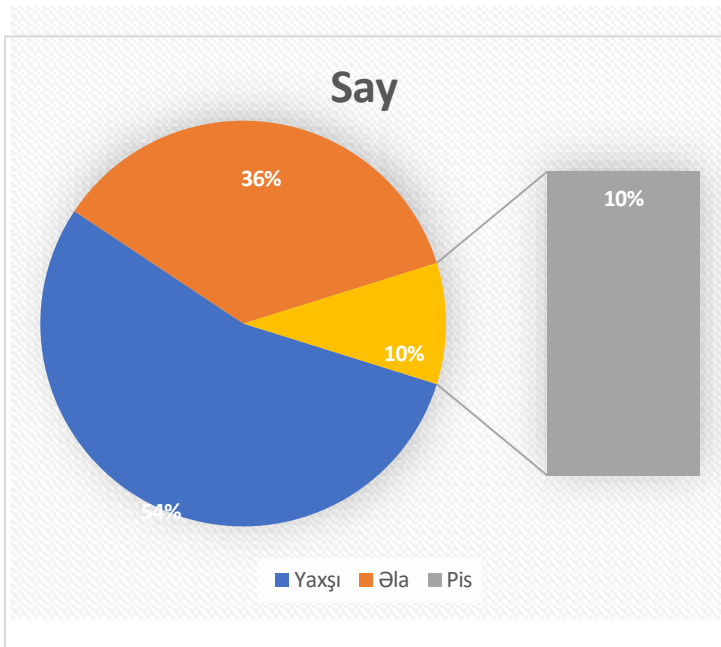
The main complaints of students who cannot learn the decisions:

1. Everyone says something different
2. The decisions are made at the end of the academic year and this is a big problem.
Because we do not know it in advance and we cannot follow it, but this is not taken into account by the university
3. Every day a new decision is made and the decisions that change every time are not good at all



Analysis Results of the Student Survey at Western Caspian

Question 4: What is the quality of the student's personal office?

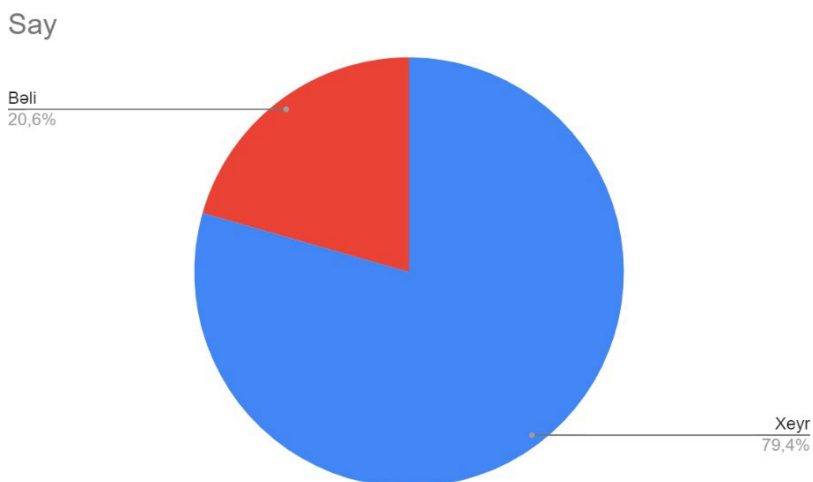


Question 4: What is the quality of the student's personal office?

Count of Table

Good	700
Perfect	460

Question 5: Do you participate in social and sports activities?



Question 5: Do you participate in social and sports activities?

Count of Table

No	1020
Yes	264

The main complaints of students who do not participate in social activities:



Analysis Results of the Student Survey at Western Caspian

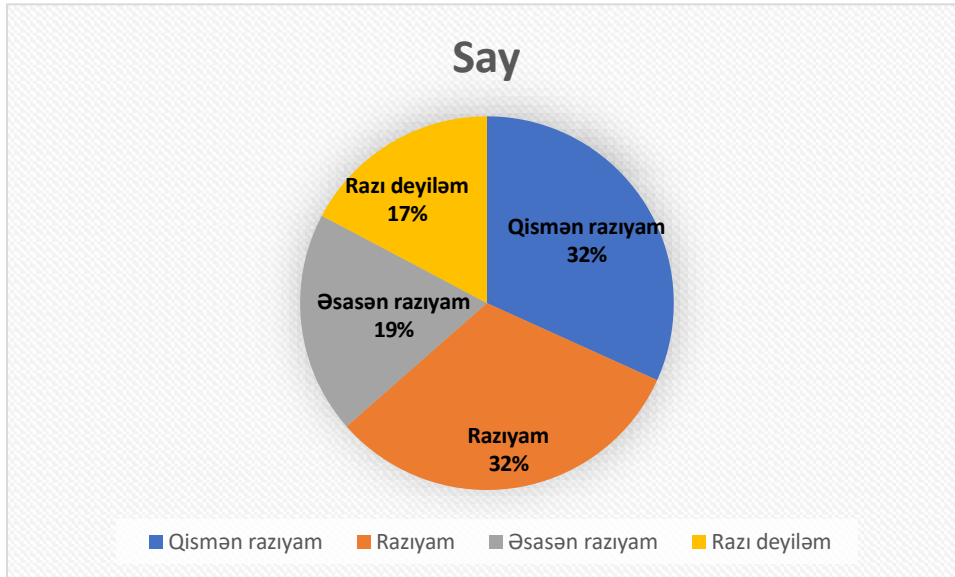
- 1. I would like to have activities in the Icherisheher building. Clubs are only in the Narimanov building.**
- 2. The gym should not be managed by any student. It should be managed by a productive person.**



Analysis Results of the Student Survey at Western Caspian

Questions about quality indicators

Question 1: The Dean's Office is attentive to students' problems and suggestions and resolves them



Question 1: The Dean's Office is attentive to students' problems and suggestions and resolves them promptly.	Count of Table
Partly agree	324
Agree	324
Mostly agree	196
Disagree	176

promptly.

Question 2: The Dean's Office is attentive to students' problems and suggestions and resolves them promptly.



Fakültə işçilərinin tələbələrə qarşı münasibəti yaxşıdır.	Count of Table
Agree	448
Mostly agree	272
Partly agree	236
Disagree	64

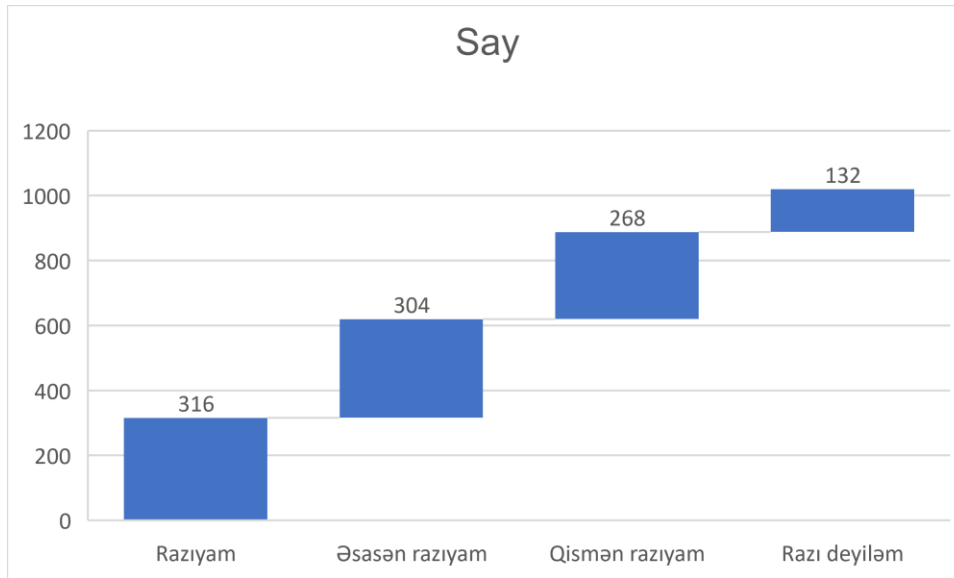


Analysis Results of the Student Survey at Western Caspian

Deanships where students who answered "disagree" to questions 1 and 2 studied:

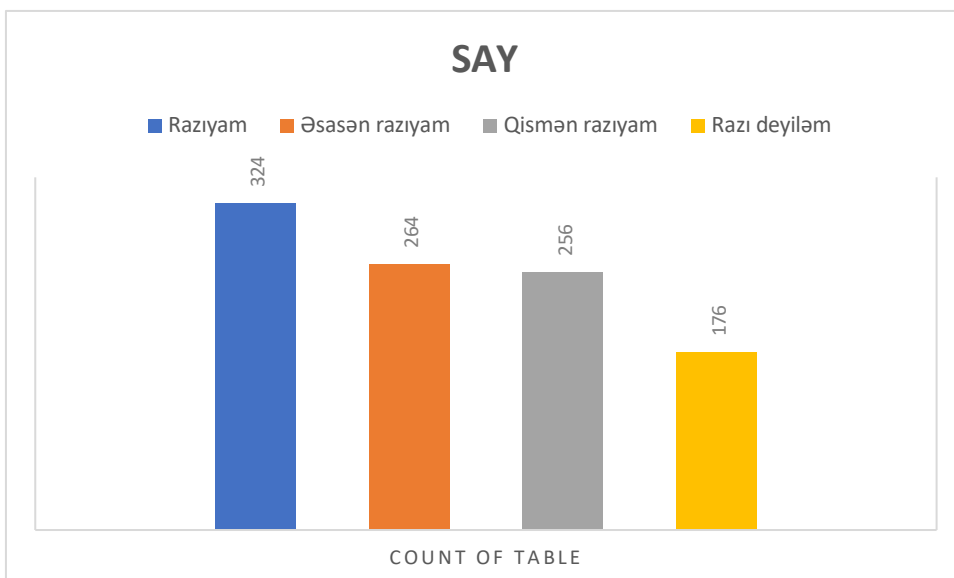
1. Deanship of Political and Social Sciences
2. Deanship of the School of Economics and Business

Question 3: Artistic activities are carried out at a bloody level.



Artistic activities are carried out at a bloody level.	Count of Table
Agree	316
Mostly agree	304
Partly agree	268
Disagree	132

Question 4: Sports activities are carried out at a high level.

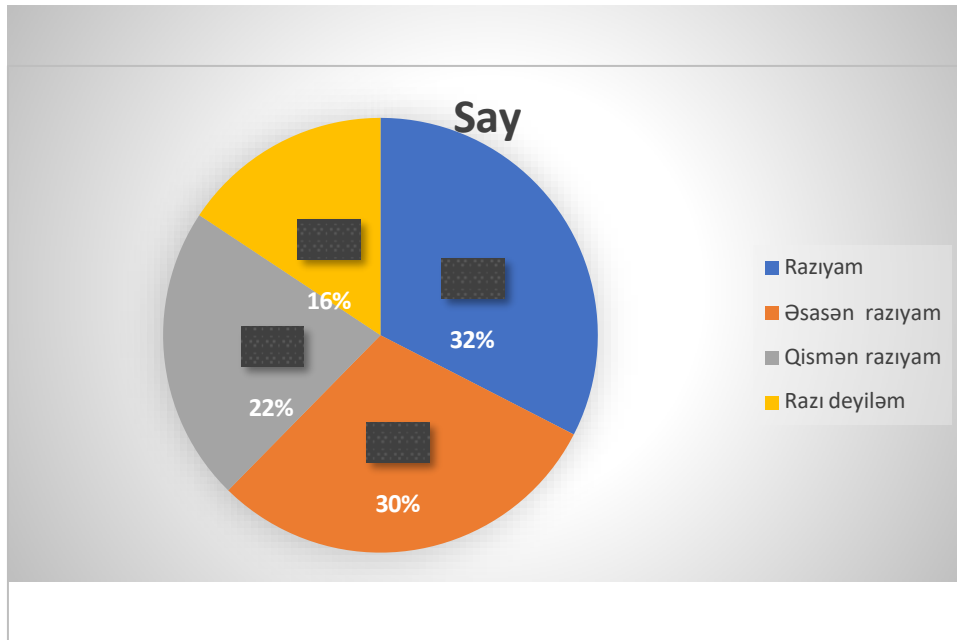


Sports activities are carried out at a high level.	Count of Table
Agree	324
Mostly agree	264
Partly agree	256
Disagree	176



Analysis Results of the Student Survey at Western Caspian

Question 5: The number of social events is satisfactory and there are clubs that suit my interests and abilities.



The number of social events is satisfactory and there are clubs that suit my interests and abilities.	Count of Table
Agree	332
Mostly agree	304
Partly agree	224
Disagree	160

Distribution of students who answered "disagree" to questions 3, 4 and 5 by major

Major	Count of Table
Philology (English Language and Literature)	20
Design	16
Philosophy	16
Forestry	16
Political Science	16
Translation (Languages)	16
Philology (Azerbaijani Language and Literature)	12
Tourism	12
Information Security	8
Economy	8
Computer Engineering	8
Tourism and Hospitality	8
Biology	4



Analysis Results of the Student Survey at Western Caspian